

The Fingerphone: a Case Study of Sustainable Instrument Redesign

Adrian Freed
CNMAT – UC Berkeley
1750 Arch Street
Berkeley, CA 94709
adrian@cnmat.berkeley.edu

ABSTRACT

The Fingerphone, a reworking of the Stylophone in conductive paper, is presented as an example of new design approaches for sustainability and playability of electronic musical instruments.

Keywords

Stylophone, Conductive Paper, Pressure Sensing, Touch Sensing, Capacitive Sensing, Plurifunctionality, Fingerphone, Sustainable Design

1. INTRODUCTION




Figure 1: The Disassembled Stylophone

1.1 Stylophone

The Stylophone is a portable electronic musical instrument that was commercialized in the 1970's and enjoyed a brief success primarily in the UK. This is largely attributable to its introduction on TV by Rolf Harris, its use in the song that launched David Bowie's career, "Space Oddity," and its appearance in a popular TV series "The Avengers". Three million instruments were sold by 1975. A generation later the product was relaunched. The artist "Little Boots" has prompted renewed interest in the product by showcasing it in her hit recording "Meddle".

1.2 Mottainai! (What a waste!)

The Stylophone in its current incarnation is wasteful in both its production and interaction design. The new edition has a surprisingly high parts count, material use and carbon footprint. The limited affordances of the instrument waste the efforts of

most who try to learn to use it.

Musical toy designers evaluate their products according to MTTC (Mean Time to Closet), and by how many battery changes consumers perform before putting the instrument aside [1]. Some of these closeted instruments reemerge a generation later when "old" becomes the new "new"—but most are thrown away.

This paper addresses both aspects of this waste by exploring a rethinking and redesign of the Stylophone, embodied in a new instrument called the Fingerphone.

1.3 History

The Stylophone was not the first stylus-based musical instrument. Professor Robert Watson of the University of Texas built an "electric pencil" in 1948 [2]. The key elements for a wireless stylus instrument are also present in the David Grimes patent of 1931 [3] including conductive paper and signal synthesis from position-sensing potentiometers in the pivots of the arms of a pantograph. Wireless surface sensing like this wasn't employed commercially until the GTCO Calcomp Interwrite's Schoolpad of 1981.

Electronic musical instruments like the Fingerphone with unencumbered surface interaction were built as long ago as 1748 with the Denis d'Or of [Václav Prokop Diviš](#). Interest in and development of such instruments continued with those of Elisha Gray in the late 1800's, Theremin in the early 1900's, Eremeeff, Trautwein, Lertes, Heller in the 1930's, Le Caine in the 1950's, [Michel Waisvisz](#) and Don Buchla in the 1960's, Salvatori Martirano and the circuit benders in the 1970's [4].

1.4 Contributions

The basic sensing principle, sound synthesis method and playing style of the Stylophone and Fingerphone are well known so the novel aspects of the work presented here are in the domain of the tools, material, form and design method with which these instruments are realized.

Contributions of the paper include: a complete musical instrument design that exploits the potential of paper sensors, a novel strip origami pressure sensor, surface e-field sensing without external passive components, a new manual layout to explore sliding finger gestures, and suggestions of how to integrate questions of sustainability and longevity into musical instrument design and construction.

2. The Fingerphone

2.1 Reduce

The Fingerphone (Figure 2) achieves low total material use, low energy cost and a small carbon footprint by using comparatively thin materials, recycled cellulose and carbon to implement the functions of the Stylophone without its high-energy cost and toxic materials: plastics, metals, glass fiber and resins.

Permission to make digital or hard copies of all or part of this work for personal or classroom use is granted without fee provided that copies are not made or distributed for profit or commercial advantage and that copies bear this notice and the full citation on the first page. To copy otherwise, to republish, to post on servers or to redistribute to lists, requires prior specific permission and/or a fee.

NIME '12, May 21-23, 2012, University of Michigan, Ann Arbor.

Copyright remains with the author(s).




Figure 2: The Fingerphone

The Stylophone contains two major, separate circuit boards with a different integrated circuit on each: one for the oscillator and stylusboard, the other for an LM386 power amplifier for the small speaker. The Fingerphone has only one integrated circuit, an Atmel 8-bit micro-controller, that is used to sense e-field touch and pressure on paper transducers, synthesize several digital oscillators and drive the sound transducer using an integrated pulse width modulation controller (PWM) as an energy-efficient, inductor-less class D amplifier.

The Fingerphone's playing surface, switches and volume control functions are achieved using conductive paper [5, 6]. Various other materials were explored including embroidered silver plaited nylon thread (Figure 3), and a water-based silk-screened carbon-loaded ink (Figure 4).



Figure 3: Embroidered Manual



Figure 4: Printed Manual

Paper is an interesting choice because cellulose, its core component, is the most common polymer, one that can be harvested sustainably and is also readily available as a recycled product.

Complete carbon footprint, and lifecycle cost analyses are notoriously hard to do well but we can use some simple measures as proxies: The Stylophone has 65 components, a production Fingerphone would have only six. Manufacturing process temperature is another useful proxy: the Stylophone's metals, plastic and solder suggest a much higher cost than those associated with paper. At first glance it would appear that the waste stream from the paper of the Fingerphone might be more expensive than the Stylophone. In fact they are similar because of the packaging of the reels the surface mount parts are contained in during manufacturing of the Stylophone. The Fingerphone waste paper stream can be recycled back into future Fingerphones.

In some products, such as grocery bags, plastic compares favorably to paper in terms of environmental impact and production energy budgets. Paper has the advantage in musical instruments such as the Fingerphone of providing a medium to inscribe multiple functions—a plurifunctionality difficult to achieve with plastics or metals. These functions include: visual and tactile fiducials for the performer, highly conductive and insulating regions for the playing surface, a membrane for the

bending wave sound transducer and an absorbent and thermally insulating substrate for connections and support of the micro-controller and output transducer. This plurifunctionality is found in traditional fretted chordophones: frets serve as fiducials, to define the length of the sounding string, as a fulcrum for tension modulation of the string and as an anvil to transfer energy to the string in the "hammer on" gesture.

Capacitive sensing of the performer's digits obviates the need for the Stylophone's metal wand and connecting wire entirely. Employing a distributed-mode driver eliminates the need for a loudspeaker cone and metal frame. In this way the entire instrument surface can be used as an efficient radiator.

The prototype of Figure 2 uses a small, readily available printed circuit board for the Atmel micro-controller; the production version would instead use the common "chip on board" technique observable as a black patch of epoxy on the Stylophone oscillator board, on cheap calculators and other high volume consumer products. This technique has been successfully used already for paper and fiber substrates as in Figure 5 [7].



Figure 5: Chip on Fabric

In conventional electronic design the cost of simple parts such as resistors and capacitors is considered to be negligible; laptop computers, for example, employ hundreds of these discrete surface mounted parts. This traditional engineering focus on acquisition cost from high volume manufacturers doesn't include the lifecycle costs and, in particular, ignores the impact of using such parts on the ability for users to eventually recycle or dispose of the devices. Rather than use a conventional cost rationale the Fingerphone design was driven by the question: how can each of these discrete components be eliminated entirely? For example, Atmel provides a software library and guide for capacitance sensing. Their design uses a discrete resistor and capacitor for each sensor channel. The Fingerphone uses no external resistors or capacitors. The built-in pull-up resistors of each I/O pin are used instead in conjunction with the ambient capacitance measured between each key and its surrounding keys.

The Stylophone has a switch to engage a fixed frequency and fixed depth vibrato, and rotary potentiometers to adjust pitch and volume. These functions are controlled on the Fingerphone using an origami piezoresistive sensor and linear paper potentiometers. The former is a folded strip of paper using a flattened thumb knot that forms a pentagon (Figure 6). Notice that 3 connections are made to this structure eliminating the need for a pull up resistor and establishing a ratiometric measure of applied pressure.



Figure 6: Origami Force Sensor

The remaining discrete components on the micro-controller board can be eliminated in a production version: The LED and its series resistor are used for debugging—a function easily replaced using sound [8]. The micro-controller can be configured to not require either a pull resistor or reset button and to use an internal RC clock instead of an external crystal or ceramic resonator. This RC clock is not as accurate as the usual

alternatives but certainly is as stable as the Stylophone oscillator. This leaves just the micro-controller's decoupling capacitor.

The magnet of the sound transducer shown in Figure 2 is one of the highest energy-cost devices in the design. A production version would use a piezo/ceramic transducer instead. These have the advantage of being relatively thin (1-4mm) and are now commonly used in cellphones and similar portable devices because they don't create magnetic fields that might interfere with the compasses now used in portable electronics. By controlling the shape of the conductive paper connections to a piezo/ceramic transducer a low-pass filter can be tuned to attenuate high frequency aliasing noise from the class D amplifier.

2.2 Reuse

Instead of the dedicated battery compartment of the Stylophone, the Fingerphone has a USB mini connector so that an external, reusable source of power can be connected — one that is likely to be shared among several devices, e.g, cameras, cellphones, or laptop computers. Rechargeable, emergency chargers for cellphones that use rechargeable lithium batteries and a charging circuit are a good alternative to a disposable battery (Figure 7).



Figure 7: Reusable Power Sources

This approach of providing modular power sources shared between multiple devices may be found in modern power tool rechargeable battery packs, and in the Home Motor of 1916. This was available from the Sears mail order catalog with attachments for sewing, buffing, grinding, and sexual stimulation [9].

The Fingerphone components are installed on a light, stiff substrate to provide a resonating surface for the bending mode transducers. This has been found to be a good opportunity for reuse so prototype Fingerphones have been built on the lid of a pizza box, a cigar box, and a sonic greeting card from Hallmark - all of which would normally be discarded after their first use. Such reuse has precedent in musical-instrument building, e.g., the cajon (cod-fish shipping crates), the steel-pan (oil drums), and ukulele (cigar boxes).

2.3 Recycle

The bulk of the Fingerphone is recyclable, compostable paper. A ring of perforations in the paper around the micro-controller would facilitate separation of the small non-recyclable component from the recyclable paper.

3. Use Maximization

3.1 Introduction

The Stylophone has a single, strident, sawtooth-wave timbre. There is no control over the amplitude envelope of the sawtooth wave other than to turn it off. This guarantees (as with the kazoo, harmonica, and vuvuzela) that the instrument will be noticed — an important aspect of the gift exchange ritual usually associated with the instrument. This combination of a constrained timbre and dynamic envelope presents interesting orchestration challenges. These have been addressed by David Bowie and Little Boots in different ways: In early recordings of

"Space Oddity" the Stylophone is mostly masked by rich orchestrations—in much the way the string section of an orchestra balances the more strident woodwinds such as the oboe. Little Boots' "Meddle" begins by announcing the song's core ostinato figure, the hocketing of four staccato "call" notes on the Stylophone with "responding" licks played on the piano. The lengths of call and response are carefully balanced so that the relatively mellow instrument, the piano, is given more time than the Stylophone.

3.2 Timbre

The oscillators of the Fingerphone compute a digital phasor using 24-bit arithmetic and index tables that include sine and triangle waves. The phasor can also be output directly or appropriately clipped to yield approximations to sawtooth and square/pulse waves respectively. Sufficient memory is available for custom waveshapes or granular synthesis. The result is greater pitch precision and more timbral options than the Stylophone.

3.3 Dynamics

An envelope function, shaped according to the touch expressivity afforded by electric field sensing, modulates the oscillator outputs of the Fingerphone. The level of dynamic control achieved is comparable to the nine "waterfall" key contacts of the Hammond B3 organ.

Legato playing is an important musical function and it requires control of note dynamics. The audible on/off clicks of the Stylophone disrupt legato to such an extent that the primary technique for melodic playing of the instrument is to rapidly slide the stylus over the keys to create a perceived blurring between melody notes. The dedicated performer with a steady hand can exploit a narrow horizontal path half way down the Stylophone stylus-board to achieve a chromatic run rather than the easier diatonic run

Legato in the Fingerphone is facilitated by duophony so that notes can actually overlap—as in traditional keyboard performance. Full, multi-voice polyphony is also possible with a faster micro-controller or by taking advantage of remote synthesis resources driven by the OSC and MIDI streams flowing from the Fingerphone's USB port.

3.4 Manual Layouts

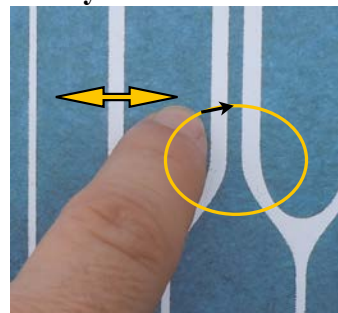


Figure 4: Trills

Surface interaction interfaces provide fundamentally different affordances to those of sprung or weighted action keyboards. In particular it is slower and harder to control release gestures on surfaces because they don't provide the stored energy of a key to accelerate and preload the release gesture. This factor and the ease of experimentation with paper suggest a fruitful design space to explore: new surface layout designs. The layout illustrated in Figure 4 resulted from experiments with elliptical surface sliding gestures that were inspired by the way Dobro and lapstyle guitar players perform vibrato and trills. Various diatonic and chromatic ascending, descending and cyclical runs and trills can be performed by orienting, positioning and

scaling these elliptical and back and forth sliding gestures on the surface.

3.5 Size Matters

By scaling the layout to comfortable finger size it is possible to play the white “keys” between the black ones—something that is impossible with the Stylophone layout.

The interesting thing about modulations of size in interactive systems is that continuous changes are experienced as qualitatively discrete, i.e., For each performer, certain layouts become too small to reliably play or too large to efficiently play. The economics of mass manufacturing interacts with this in a way that historically has narrowed the number of sizes of instruments that are made available. For example, the Jaranas of the Jarochos of Mexico are a chordophone that players build for themselves and their children. They are made “to measure” with extended families typically using seven or eight different sizes. The vast majority of manufactured guitars on the other hand are almost entirely “full size” with a few smaller sizes available for certain styles. This contrasting situation was also present with the hand-built fretless banjos of the 19th century now displaced by a few sizes of manufactured, fretted banjos.

In the case of the Stylophone the NRE’s (Non-recurring Engineering) costs for two molds and the circuit boards discourage the development of a range of sizes. There are also costs associated with the distribution and shelving in stores of different sizes. The lower cost structures of the Fingerphone on the other hand allow for a wider range of sizes. Prototypes have been developed by hand and with a cheap desktop plotter/cutter. Different scales can be experimented with in minutes instead of the hours required to develop circuit boards. Also, die cutting of paper is cheaper than injection molding or etching in production.

The use of a finger-size scale would appear to put the Fingerphone at a portability disadvantage with respect to the Stylophone. It turns out that fabric and paper allow for folded Fingerphones that are no larger than the Stylophone for transport. Roll-up computer keyboards and digitizing tablets are precedents for this approach.

4. Discussion

4.1 Impact

By itself the Fingerphone will not have a significant direct impact on the sustainability issues the world faces. However,

now that musical instrument building is being integrated as standard exercises in design school classes, the Fingerphone can serve as a strong signal that more environmentally responsible materials and design techniques are available.

4.2 Design Theory

Simondon’s thesis on the technical object [11] describes the value of plurifunctionality to avoid the pitfalls of “hypertelic and maladapted designs”. Judging by the number of huge catalogs of millions of highly functionally-specific electronic parts now available, the implications of Simondon’s philosophical study were largely ignored. The Fingerphone illustrates how plurifunctionality provides designers with an alternative route to economies of scale than the usual high-volume-manufacturing one where the cost of development is amortized over a large number of inscribed functions instead of a large number of high volume parts.

4.3 Transitional Instruments

The Fingerphone adds to a debate in the NIME community about accessibility, ease of use and virtuosity. Wessel and Wright declare that it is possible to build instruments with a low entry point and no ceiling on virtuosity [12]. Blaine and Fels argue that this consideration is irrelevant to casual users of collaborative instruments [13]. Isn’t there a neglected space in between of transitional instruments that serve people on a journey as they acquire musical skills and experience? Acoustic instrument examples include the melodica, ukulele and recorder. The Stylophone, in common with Guitar hero and Paper Jamz, is designed with a primary focus on social signaling of musical performance. The Fingerphone shows that affordable instruments may be designed that both call attention to the performer and also afford the exercise and development of musical skills, and a facilitated transition to other instruments.

5. ACKNOWLEDGMENTS

Thanks for support from Pixar/Disney, Meyer Sound Labs, Nathalie Dumont from the Concordia University School of Fine Arts and the Canada Grand project.

REFERENCES

- [1] S. Capps, "Toy Musical Instrument Design," Personal Communication, Menlo Park, 2011.
- [2] Anonymous, "Electronic Pencil Enables Composers To Hear Score," *Science News Letter*, p. 3, November 13, 1948.
- [3] D. Grimes, "Method and Apparatus for Making Graphical Representations at a Distance," US Patent #182,28,68, 1923.
- [4] C. Roads, "Early electronic music instruments: Time line 1899-1950," *Computer Music Journal*, vol. 20, pp. 20-23, 1996.
- [5] R. Koehly, "Fabrication of Sustainable Resistive-Based Paper Touch Sensors: Application to Music Technology," Doctorate, IDMIL, McGill University, 2011.
- [6] R. Koehly, D. Curtil, and M. Wanderley, "Paper FSRs and latex/fabric traction sensors: methods for the development of home-made touch sensors," 2006, pp. 230-233.
- [7] J. Yoo, L. Yan, S. Lee, H. Kim, and H. J. Yoo, "A wearable ECG acquisition system with compact planar-Fashionable circuit board-based shirt," *Information Technology in Biomedicine, IEEE Transactions on*, vol. 13, pp. 897-902, 2009.
- [8] A. Turing, *Manual for the Ferranti Mk. I*: University of Manchester, 1951.
- [9] R. Maines, "Socially camouflaged technologies: the case of the electromechanical vibrator," *Technology and Society Magazine, IEEE*, vol. 8, pp. 3-11, 23, 1989.
- [10] L. Kottke, "6 and 12 String Guitar," ed: Takoma, 1969.
- [11] G. Simondon, *Du mode d'existence des objets techniques*. Paris: Aubier-Montaigne, 1958.
- [12] D. Wessel and M. Wright, "Problems and Prospects for Intimate Musical Control of Computers," *Computer Music Journal*, vol. 26, pp. 11-22, 2002.
- [13] T. Blaine and S. Fels, "Collaborative Musical Experiences for Novices," *Journal of New Music Research*, vol. 32, pp. 411-428, 2003.